

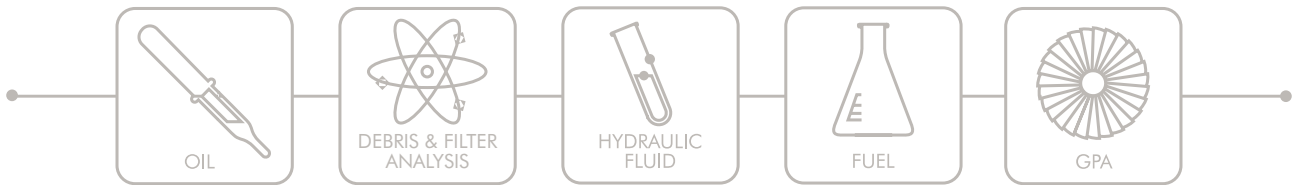
SPECTRO® | JET-CARE®

webECHO™

spectro-oil.com | jet-care.com



WELCOME TO webECHO™



Welcome to webECHO™ - the Spectro | Jet-Care secure online portal that gives you immediate access to your latest sample results and trend reports. Designed to work on both desktop and mobile devices, webECHO™ is intuitive and easy to use allowing you to monitor your entire Spectro | Jet-Care analysis and results in one place.

GET TO KNOW webECHO

ANALYSIS SUMMARY & DASHBOARD



Analysis Summary



Dashboard

The Analysis Summary provides an overview of the status of your equipment fleet enabling you to identify those requiring immediate attention.

Access the dashboard for a particular analysis type by using the tabs at the top of the screen.

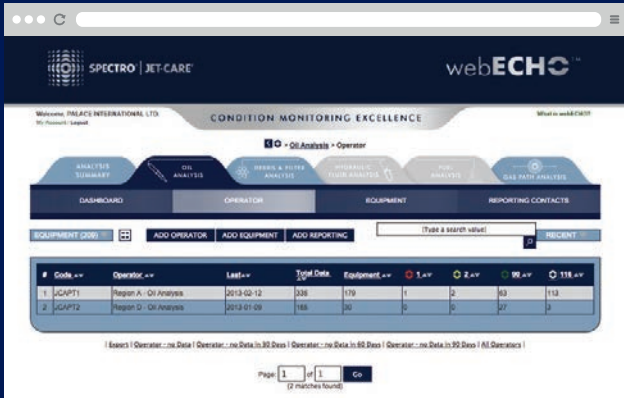
The Dashboard provides an overview of the current trend monitoring status of all equipment for the selected analysis type.

You can also access the main functions of webECHO as listed:

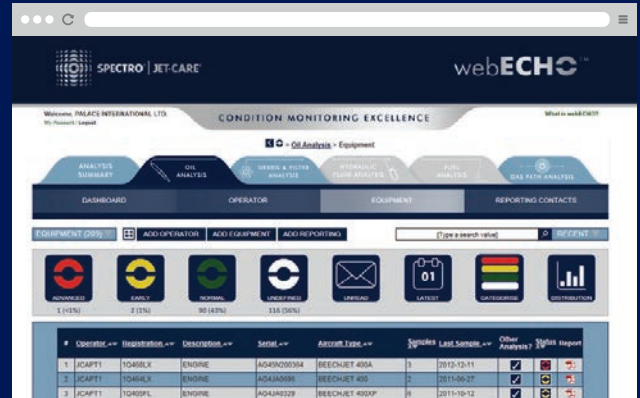
- 🔍 Operators – view details of all operators.
- 🔍 Equipment/Aircraft – view details of all equipment or aircraft.
- 🔍 Reporting Contacts – view details of all contacts that are defined to receive analysis reports.
- 🔍 Categorise – shows equipment listed by status level e.g. Advanced/Early/Normal/Undefined.
- 🔍 Samples – view details of analysis samples according to analysis type and per equipment.
- 🔍 Find – the operator and equipment icons allow quick filtering access using the drop down sections.
- 🔍 Search – free text search for finding information within the analysis type.

MANAGE, REVIEW
AND ANALYSE YOUR
TREND MONITORING
DATA 24/7/365

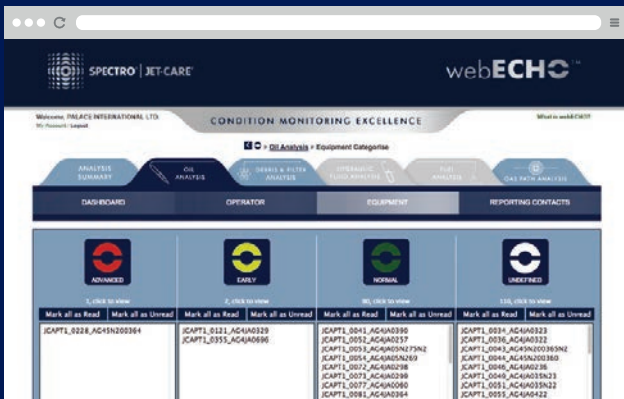
MAIN FUNCTION SCREENS



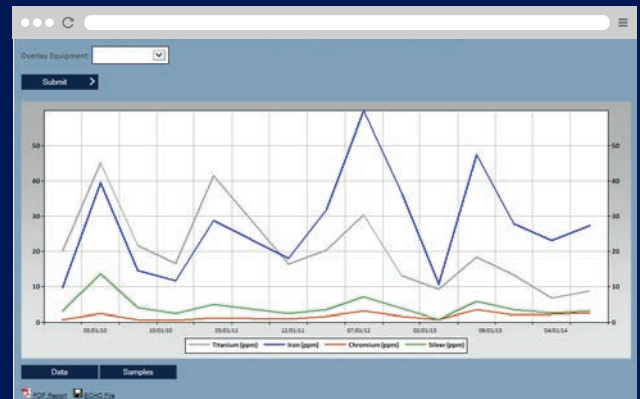
Operator – View details of all operators



Equipment/Aircraft – view details of all equipment or aircraft.



Categorise – view equipment listed by status level e.g. Advanced/Early/Normal/Undefined.



Laboratory Analysis Graph



Gas Path Analysis (GPA) Graph



Data History – when viewing trend plots you can access the last 50 data points used for analysis both for Laboratory and GPA data.

webECHO™

FUNCTIONALITY

- View your PDF reports, data and statistics for:
 - Oil, Hydraulic Fluid and Fuel Analysis
 - Debris and Filter Analysis by Scanning Electron Microscope
 - Jet-Care Engine Trending by Gas Path Analysis (GPA)
- Use the equipment navigator to quickly access the latest analysis reports with the ability to graph data for the chosen equipment
- Filter data by alert level, analysis type or any other searchable parameter
- Review your online trends and the analysis of your equipment
- Access the raw data for all our analysis trending services enabling you to produce graphs and distributions
- Download reports, view graphs and analyse data in real time
- Access diagnostic comments, download monitoring, fault code reporting (where applicable) and the ability to view current trends and reports for GPA customers
- Review and request changes to the information held on your organisation – locations, operators, equipment, reporting and test suites.
- View the last 50 data points used for analysis in tabular format for quick numerical comparison
- Download programs from our range of ECHO® applications.

CONTACT

SPECTRO | JET-CARE



JET-CARE®

Cedar Knolls | NJ | USA

T +1 973 292 9597

E webECHO@jet-care.com

SPECTRO® | JET-CARE®

Odiham | Hampshire | UK

T +44 (0) 1256 704000

E webECHO@spectro-oil.com

E webECHO@jet-care.com

SPECTRO OIL AG

Kaiseraugst | Switzerland

T +41 (0) 61 815 90 20

E webECHO@spectro-oil.com



spectro-oil.com | jet-care.com